

External operator for swing gates of up to 1.6 m / 5.2 ft per gate leaves




Gate operators tested in compliance with European Standards on the subject of impact force.



Flex

Exclusively designed operator for pedestrian gates

An operator for small-sized pedestrian gates. It is the ideal solution to manage pedestrian access in apartment blocks and residential buildings.



Flex

Great comfort in very little space


This external operator for small-sized swing gates is specifically designed to be installed in residential buildings, apartment blocks or company facilities. It can be mounted on very small pillars, starting from 8 cm / 3.14 in in width. Flex provides maximum comfort and it is ideal for pedestrian access gates.



Functionality and aesthetics in just 8 cm.
Extreme compactness in a simple, versatile product. Flex is also available in the "slide arm" version, when reduced space or lateral wall require such a solution. (8 cm / 3.14 in).

EN12445 - EN12453 compliant.
The ZL160N control panel constantly controls the gate leaves' movement allowing for safe thrust, and is EU standard compliant.

True comfort!
The electronics in the Flex system can be augmented with a device that, in the event of a power outage, automatically activates the emergency function mode through batteries and automatically recharges them (optional).



The electronics

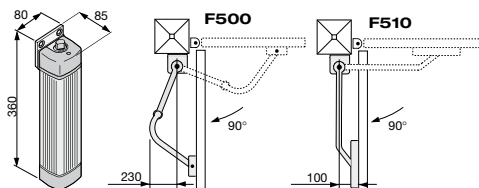
In addition to the regular command and safety functions, the new electronics fitted into the Flex series models provide special features which give total control and optimisation of the operator, such as:

- > **Gate stopping directly from the transmitter** to always handily control the gate.
- > **Programming the command for partial opening of the gate leaf** ideal for all entrances lacking a pedestrian gate.
- > **Electronic obstacle detection** for the best safety during the movement.

The range

- F500** Reversible operator with articulated transmission arm.
- F510** Reversible operator with straight transmission arm and slide guide.
- ZL160N** Control panel for one-leaf swing gates with built-in radio decoder and amperometric obstacle detection device.
- ZL150N** Control panel for two-leaf swing gates with built-in radio decoder.
- LB54** Card for connecting two 12V - 1.2Ah emergency batteries.
- LOCK** Electric lock (LOCK81 - LOCK82 single cylinder - double cylinder).

Dimensions



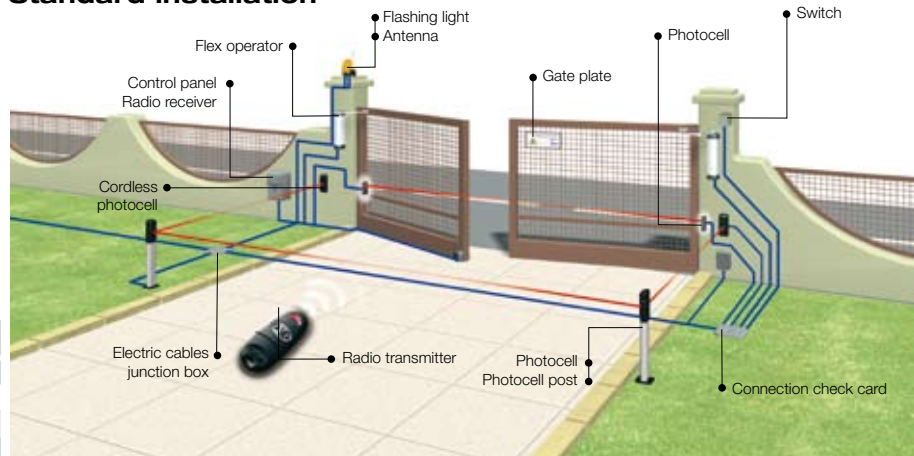
Technical features

Type	F500	F510
Protection rating	IP54	IP54
Power supply (V) (50/60Hz)	230 A.C.	230 A.C.
Motor power supply (V)	24 D.C.	24 D.C.
Current draw (A)	2 Max	2 Max
Power (W)	48	48
90° opening time (s)	13	9
Duty cycle (%)	INTENSIVE USE	INTENSIVE USE
Torque (Nm)	100	100
Operating temperature (°C/°F)	-20 - +55 / -4 - +131	

Limits to use

Type	F500	F510
Gate leaf width (m/ft)	0.8/2.6 - 1.2/3.9 - 1.6/5.2	0.8/2.6 - 1.2/3.9 - 1.6/5.2
Gate leaf weight (Kg/lb)	150/330 - 125/275 - 100/220	150/330 - 125/275 - 100/220

Standard installation



© Came - KDEP/ACEN14A4S10408 - 4/09 - The data and information shown in this catalogue are subject to change without the obligation to give prior notice by CAME cancelli automatici S.p.A.



Came cancelli automatici S.p.A.

via Martiri della Libertà, 15
31030 Dossan di Casier - Treviso - Italy

www.came.com - info@came.it

